

 **KLIMA®**
ITALIA

HOME LINE CATALOGUE



INDEX

4 THE COMPANY

6 MATERIALS

9 CLASSIC LINE

33 PREMIUM LINE



For over twenty years, the **Klimaitalia** brand has been passionately and precisely dedicated to the refrigeration branch, turning professional needs into excellence solutions. Today, this valuable wealth of experience guides us toward a new challenge: bringing professional know-how into the home of each design and wine lover with a new range of **domestic wine coolers**, where advanced technology and sophisticated style come together to create a unique experience.



Each detail of our wine coolers is the result of meticulous design, entirely carried out in our design studios thanks to the creativity and craftsmanship that have distinguished us for years. It's not just about technology, but about the pleasure of offering those who love their home the opportunity to preserve and enhance their passions, like tasting a fine wine, in spaces where functionality and beauty blend harmoniously.

For Klimaitalia, wine should not simply be stored, but celebrated, protected, and placed in the middle of a story of elegance and tradition. We bring the reliability of the professional world into the home environment, so that each wine glass can be tasted in its fullest expression, in a space that reflects love for things made with care.

Materials turn into expression

We believe that each element composing our wine coolers is not just a material giving shape to the product, but a true expression of elegance and refinement. Designing spaces dedicated to wine preservation means not only ensuring the best refrigeration conditions, but also creating spaces that reflect visual and tactile harmony, so that every detail integrates naturally into its setting.

For this reason, we use only the highest quality materials, selected to last over time and enrich spaces with their refined aesthetics. **AISI 304 stainless steel**, chosen for the inner liner of the coolers, represents an excellence in terms of durability and hygiene, giving our products uncompromising solidity. The exterior surface in **fine satin finished** stainless steel, or screen-printed glass, add a touch of modernity and lightness, resulting in a design that fits perfectly into any home environment.

The **beech wooden shelves**, with their warm and natural essence typical of this material, provide an ideal base for storing wines, while the **satin stainless steel front trims**, featured in the most refined models, create a dynamic interplay inside, adding further consistency and harmony to the design.

The materials selected for our domestic wine coolers are the defining features that distinguish the two product lines: Classic and Premium, enhanced by details resulting from in-depth research on both functional and aesthetic needs.

Every choice of material and finishing is intentional and part of an overall vision aimed at making the material itself an element of expression and personality, giving each location a perfect balance between functionality and elegance—to make your home the best place in the world.





CLASSIC
LINE:
The elegance of
tradition



DW 51 G1T undercounter wine cooler
with handle and single temperature zone.

The Classic line consists of nine different models, each of them designed to combine functionality and refinement, and includes various capacities and sizes to be suitable for everyone's needs. This line features a glass door with LOW-E technology, which optimizes thermal insulation and UV protection while preventing condensation on the surface. In this way, our wine coolers offer a clear view of the stored wine labels, becoming at the same time a design element that naturally integrates into home environments.

Inside, the shelves are entirely made of beech wood, a material known for its strength and its natural beauty. The AISI 304 stainless steel base, enhanced with custom laser-cut decorations, offers a distinctive look and allows, at the same time, a proper ventilation, ensuring that the bottles are stored in optimal conditions.




DW 46 G2T dual-zone
wine cooler with handle.

The wine cooler that blends into your kitchen



DW 46 G2T



DW 46 F2T



Electronic thermostat with LCD control panel for adjusting and displaying the internal temperature.



Standard or integrated handle for an even more streamlined design.



Close-up view of the DW 46 G2T wine cooler.



DW 51 G1T wine cooler
with beech wood shelves.

A wine cooler for each location



DW 51 G1T

DW 51 F1T




Elegant wooden shelves with telescopic rails for an easy full-shelf extraction.


Elegant and minimalist full-frame glass door.



View of the recess for the
DW 51 G1T wine cooler.



DW 20 G1T



DW 20 F1T



Ideal for small spaces.



Linear and versatile design that integrates into any location.



Close-up view of the integrated handle of the **DW 20 F1T** wine cooler.



DW 20 G1T wine cooler
with slim design and visible handle.



DW 170 F1T




DW 170 F2T



Shelves and lower drawer in elegant beech wood treated with non-toxic, anti-mold varnish for proper humidity control in the wine cooler.




Temperature range +2 to +20 °C, suitable for both red wine storage and cooling of white and red wines.




Close-up view of the built-in
DW 170 F1T wine cooler.




DW 170 F1T wine cooler with a large beech wood drawer for bottles with larger diameters.



DW 190 F2T



Drawer with separator for cans and bottles.



Two useful refrigerated drawers underlying the wine- refrigerated zone of the cooler, to store any type of beverage at the optimal temperature, with an optional for larger Magnum bottles.



Close-up view of the refrigerated beverage drawer of the **DW 190 F2T** wine cooler.



Combined fridge **DW 190 F2T**
with two differentiated temperature zones.
Wines / Upper cooler
Beverages / Lower drawers.

PREMIUM
LINE:
the excellence
of detail.

DW 36 2THX Wine cooler in elegant stainless steel with fine satin finish.



The Premium line represents a high level of refinement and attention to details, with nine models that stand out for their size, capacity, and aesthetics. Designed for those who want to combine advanced functionality with high-end design, this line exclusively uses AISI 304 stainless steel, known for its durability and elegant appearance.

Three of the products in this line show, in addition to the glass door like the Classic line, a stainless steel frame with a fine satin finish, adding a distinctive and refined touch. The wooden shelves in these models are enhanced by front stainless steel satin finishes, creating a uniform and meticulously crafted aesthetic in each detail.

Lighting is another distinctive feature of the Premium products: a uniform and dimmable LED light that gives the chance to adjust the light intensity across five different levels, creating the perfect atmosphere based on the environment and personal preferences. In confirmation of the detailed styling, the ventilation grille shows its exclusive Klimaitalia design.

The door of each model in the Premium line is equipped with a cushioned Push&Pull opening system, adding comfort and practicality to everyday use, completing a luxurious and exclusive user experience. The triple-layer glass with UV filter meets the highest technological standards.

Every element in this line has been designed for those who seek the best in terms of aesthetics, quality, and customization, because storing wine is not just a matter of technique, but also an emotion.

The Premium line is more than just a selection of domestic wine coolers: it is an element that enriches the space it inhabits, turning the everyday act of choosing a bottle of wine into an unparalleled experience of luxury and pleasure.



View of the recess for the
DW 24 2THK wine cooler.



DW 24 2THK
wine cooler.



DW 24 2THK



DW 24 2THX



LED touch display control.



Interior view of the wine cooler entirely made of AISI 304 stainless steel.




Detailed view of the DW 24 2THX wine cooler in stainless steel with fine satin finish.



DW 24 2THX wine cooler in elegant AISI 304 stainless steel with fine satin finish.



View of the **DW 36 2THX**
dual temperature zones wine cooler with fine
satin finish in AISI 304 stainless steel.



DW 36 2THK



DW 36 2THX



Push&Pull door opening with its elegant and minimalist design, for a wine cooler easily adaptable to any context.




Hettich hinge installation for a greater safety, durability, and opening quality.



Detailed view of the **DW 36 2THK** wine cooler with Push&Pull opening system.

All the style in the space you need.



DW 17 1THK



DW 17 1THX



Beech wooden shelves with a fine satin AISI 304 stainless steel front panel to give a unique touch of elegance to the wine cooler.



Telescopic rails for an easy full-shelf bottle extraction.



Close-up view of the Hettich hinge for the Premium Line wine coolers.



DW 41 2THK



Dimmable, uniform, and anti-glare LED light directed inward, providing a warm and enveloping illumination for the best display of fine bottles.




Easy Push&Pull opening with a cushioning system for an optimized door functionality.






DW 60 2THK




Ventilation on the back side to keep the front design clean and elegant, free from grilles beneath the wine cooler.



Premium duct panel made with an exclusive Klimaitalia design in AISI 304 stainless steel.





DW 96 2THK



The wine cooler has a maximum capacity of 96 bottles.

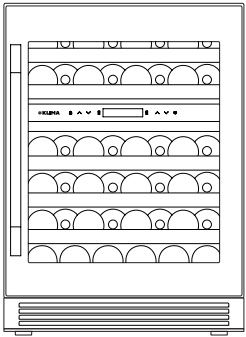


Temperature range from +3 °C to +20 °C, suitable both for storing red wines and chilling white and red wines.




Built-in view of the
DW 96 2THK wine cooler.

DW 46 G2T Black



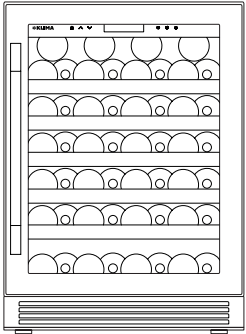
Dimensioni Esterne (LxPxH) / <i>External Dimensions (WxDxH)</i>	595 x 585 x 820
Tipo di installazione / <i>Type of Installation</i>	Incasso / <i>Built-in</i>
Bottiglie / <i>Bottles</i>	46
Zone di temperatura / <i>Temperature Zones</i>	2
Temperatura / <i>Temperature Range</i>	2°-20°C / 2°-20°C
Rumorosità / <i>Noise level</i>	38 dB
Illuminazione / <i>Lightening</i>	4000 K luce puntiforme superiore / <i>upper spotlight</i>
Apertura porta / <i>Door Opening</i>	Maniglia esterna / <i>External handle</i>

DW 46 F2T Black




Dimensioni Esterne (LxPxH) / <i>External Dimensions (WxDxH)</i>	595 x 585 x 820
Tipo di installazione / <i>Type of Installation</i>	Incasso / <i>Built-in</i>
Bottiglie / <i>Bottles</i>	46
Zone di temperatura / <i>Temperature Zones</i>	2
Temperatura / <i>Temperature Range</i>	2°-20°C / 2°-20°C
Rumorosità / <i>Noise level</i>	38 dB
Illuminazione / <i>Lightening</i>	4000K luce puntiforme superiore / <i>upper spotlight</i>
Apertura porta / <i>Door Opening</i>	Maniglia integrata / <i>Integrated handle</i>

DW 51 G1T Black



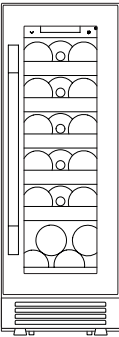
Dimensioni Esterne (LxPxH) / <i>External Dimensions (WxDxH)</i>	595 x 585 x 820
Tipo di installazione / <i>Type of Installation</i>	Incasso / <i>Built-in</i>
Bottiglie / <i>Bottles</i>	52
Zone di temperatura / <i>Temperature Zones</i>	1
Temperatura / <i>Temperature Range</i>	2-20°C
Rumorosità / <i>Noise level</i>	41 dB
Illuminazione / <i>Lightening</i>	4000K luce puntiforme superiore / <i>upper spotlight</i>
Apertura porta / <i>Door Opening</i>	Maniglia esterna / <i>External handle</i>

DW 51 F1T Black



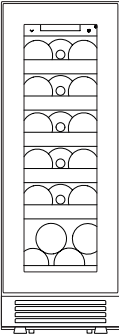
Dimensioni Esterne (LxPxH) / <i>External Dimensions (WxDxH)</i>	595 x 585 x 820
Tipo di installazione / <i>Type of Installation</i>	Incasso / <i>Built-in</i>
Bottiglie / <i>Bottles</i>	52
Zone di temperatura / <i>Temperature Zones</i>	1
Temperatura / <i>Temperature Range</i>	2-20°C
Rumorosità / <i>Noise level</i>	41 dB
Illuminazione / <i>Lightening</i>	4000K luce puntiforme superiore / <i>upper spotlight</i>
Apertura porta / <i>Door Opening</i>	Maniglia integrata / <i>Integrated handle</i>

DW 20 G1T Black



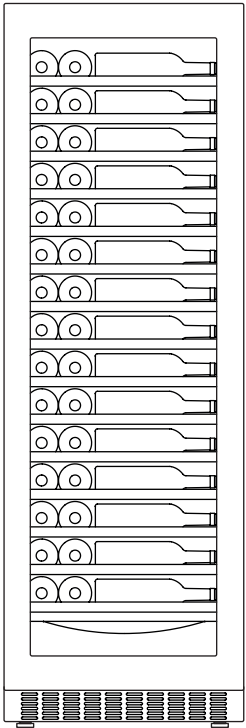
Dimensioni Esterne (LxPxH) / <i>External Dimensions (WxDxH)</i>	295 x 585 x 820
Tipo di installazione / <i>Type of Installation</i>	Incasso / <i>Built-in</i>
Bottiglie / <i>Bottles</i>	19
Zone di temperatura / <i>Temperature Zones</i>	1
Temperatura / <i>Temperature Range</i>	2-20°C
Rumorosità / <i>Noise level</i>	40 dB
Illuminazione / <i>Lightening</i>	4000K luce puntiforme superiore / <i>upper spotlight</i>
Apertura porta / <i>Door Opening</i>	Maniglia esterna / <i>External handle</i>

DW 20 F1T Black



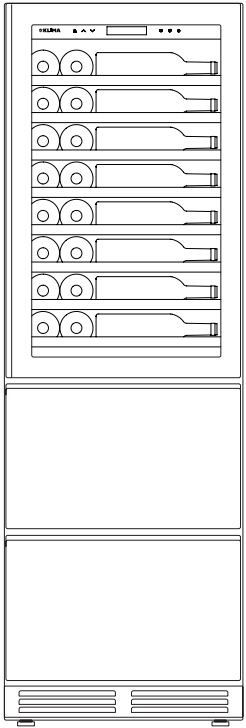
Dimensioni Esterne (LxPxH) / <i>External Dimensions (WxDxH)</i>	295 x 585 x 820
Tipo di installazione / <i>Type of Installation</i>	Incasso / <i>Built-in</i>
Bottiglie / <i>Bottles</i>	19
Zone di temperatura / <i>Temperature Zones</i>	1
Temperatura / <i>Temperature Range</i>	2-20°C
Silenziosità / <i>Noise level</i>	40 dB
Illuminazione / <i>Lightening</i>	4000K luce puntiforme superiore / <i>upper spotlight</i>
Apertura porta / <i>Door Opening</i>	Maniglia integrata / <i>Integrated handle</i>

DW 170 F1T Black



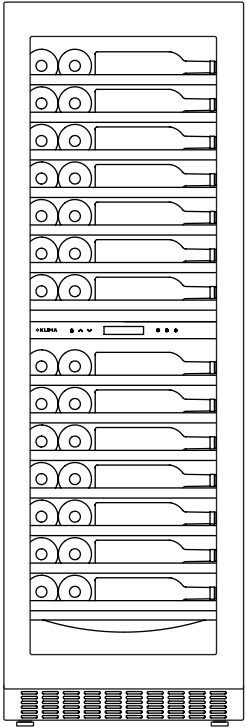
Dimensioni Esterne (LxPxH) / <i>External Dimensions (WxDxH)</i>	595 x 553 x 1792
Tipo di installazione / <i>Type of Installation</i>	Incasso / <i>Built-in</i>
Bottiglie / <i>Bottles</i>	105
Zone di temperatura / <i>Temperature Zones</i>	1
Temperatura / <i>Temperature Range</i>	2-20°C
Rumorosità / <i>Noise level</i>	38 dB
Illuminazione / <i>Lightening</i>	4000K luce uniforme / <i>uniform light</i>
Apertura porta / <i>Door Opening</i>	Maniglia integrata / <i>Integrated handle</i>

DW 190 F2T Black



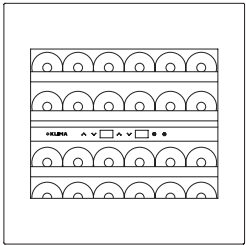
Dimensioni Esterne (LxPxH) / <i>External Dimensions (WxDxH)</i>	595 x 553 x 1792
Tipo di installazione / <i>Type of Installation</i>	Incasso / <i>Built-in</i>
Bottiglie / <i>Bottles</i>	72 bottles (cantina vini - wine cooler) 209 cans (cassetti-drawers)
Zone di temperatura / <i>Temperature Zones</i>	2
Temperatura / <i>Temperature Range</i>	2°-20°C cantina vini - wine cooler / 0°-15°C cassetti - drawers
Rumorosità / <i>Noise level</i>	42 dB
Illuminazione / <i>Lightening</i>	4000K luce uniforme / <i>uniform light</i>
Apertura porta / <i>Door Opening</i>	Maniglia integrata / <i>Integrated handle</i>

DW 170 F2T Black



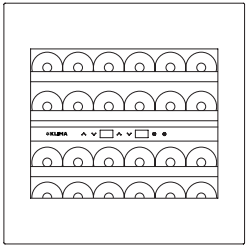
Dimensioni Esterne (LxPxH) / <i>External Dimensions (WxDxH)</i>	595 x 553 x 1792
Tipo di installazione / <i>Type of Installation</i>	Incasso / <i>Built-in</i>
Bottiglie / <i>Bottles</i>	105
Zone di temperatura / <i>Temperature Zones</i>	2
Temperatura / <i>Temperature Range</i>	2°-20°C / 2°-20°C
Rumorosità / <i>Noise level</i>	38 Db
Illuminazione / <i>Lightening</i>	4000K luce uniforme / <i>uniform light</i>
Apertura porta / <i>Door Opening</i>	Maniglia integrata / <i>Integrated handle</i>

DW 24 2THK Black



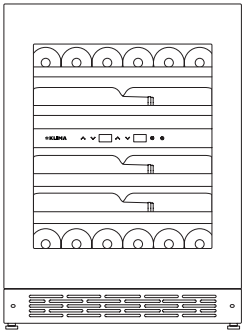
Dimensioni Esterne (LxPxH) / <i>External Dimensions (WxDxH)</i>	595 x 575 x 595
Tipo di installazione / <i>Type of Installation</i>	Incasso / <i>Built-in</i>
Bottiglie / <i>Bottles</i>	24
Zone di temperatura / <i>Temperature Zones</i>	2
Temperatura / <i>Temperature Range</i>	3°-20°C / 3°-20°C
Rumorosità / <i>Noise level</i>	36 dB
Illuminazione / <i>Lightening</i>	4000K luce dimmerabile uniforme antiabbagliante / <i>uniform dimmable anti-glare light</i>
Apertura porta / <i>Door Opening</i>	Push&Pull ammortizzato / <i>with soft close</i>

DW 24 2THX AISI 304 Stainless Steel



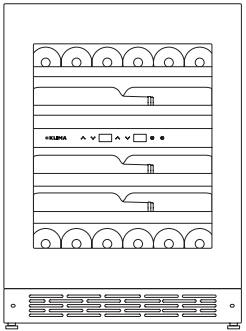
Dimensioni Esterne (LxPxH) / <i>External Dimensions (WxDxH)</i>	595 x 575 x 595
Tipo di installazione / <i>Type of Installation</i>	Incasso / <i>Built-in</i>
Bottiglie / <i>Bottles</i>	24
Zone di temperatura / <i>Temperature Zones</i>	2
Temperatura / <i>Temperature Range</i>	3°-20°C / 3°-20°C
Rumorosità / <i>Noise level</i>	36 dB
Illuminazione / <i>Lightening</i>	4000K luce dimmerabile uniforme antiabbagliante / <i>uniform dimmable anti-glare light</i>
Apertura porta / <i>Door Opening</i>	Push&Pull ammortizzato / <i>with soft close</i>

DW 36 2THK Black



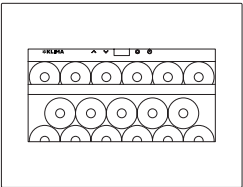
Dimensioni Esterne (LxPxH) / <i>External Dimensions (WxDxH)</i>	597 x 577 x 819
Tipo di installazione / <i>Type of Installation</i>	Incasso / <i>Built-in</i>
Bottiglie / <i>Bottles</i>	36
Zone di temperatura / <i>Temperature Zones</i>	2
Temperatura / <i>Temperature Range</i>	3°-20°C / 3°-20°C
Rumorosità / <i>Noise level</i>	36 dB
Illuminazione / <i>Lightening</i>	4000K luce dimmerabile uniforme antiabbagliante / <i>uniform dimmable anti-glare light</i>
Apertura porta / <i>Door Opening</i>	Push&Pull ammortizzato / <i>with soft close</i>

DW 36 2THX AISI 304 Stainless Steel



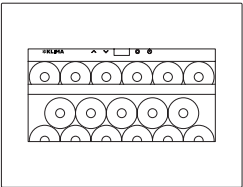
Dimensioni Esterne (LxPxH) / <i>External Dimensions (WxDxH)</i>	597 x 577 x 819
Tipo di installazione / <i>Type of Installation</i>	Incasso / <i>Built-in</i>
Bottiglie / <i>Bottles</i>	36
Zone di temperatura / <i>Temperature Zones</i>	2
Temperatura / <i>Temperature Range</i>	3°-20°C / 3°-20°C
Rumorosità / <i>Noise level</i>	36 dB
Illuminazione / <i>Lightening</i>	4000K luce dimmerabile uniforme antiabbagliante / <i>uniform dimmable anti-glare light</i>
Apertura porta / <i>Door Opening</i>	Push&Pull ammortizzato / <i>with soft close</i>

DW 17 1THK Black



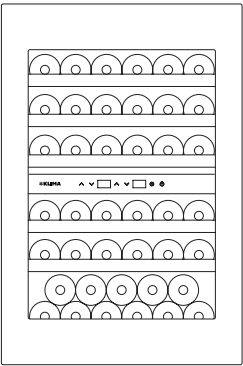
Dimensioni Esterne (LxPxH) / <i>External Dimensions (WxDxH)</i>	595 x 575 x 455
Tipo di installazione / <i>Type of Installation</i>	Incasso / <i>Built-in</i>
Bottiglie / <i>Bottles</i>	17
Zone di temperatura / <i>Temperature Zones</i>	1
Temperatura / <i>Temperature Range</i>	3°-20°C / 3°-20°C
Rumorosità / <i>Noise level</i>	36 dB
Illuminazione / <i>Lightening</i>	4000K luce dimmerabile uniforme antiabbagliante / <i>uniform dimmable anti-glare light</i>
Apertura porta / <i>Door Opening</i>	Push&Pull ammortizzato / <i>with soft close</i>

DW 17 1THX AISI 304 Stainless Steel



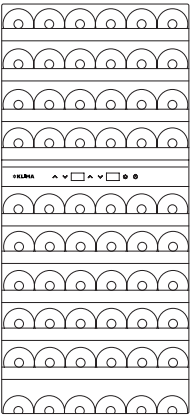
Dimensioni Esterne (LxPxH) / <i>External Dimensions (WxDxH)</i>	595 x 575 x 455
Tipo di installazione / <i>Type of Installation</i>	Incasso / <i>Built-in</i>
Bottiglie / <i>Bottles</i>	17
Zone di temperatura / <i>Temperature Zones</i>	1
Temperatura / <i>Temperature Range</i>	3°-20°C / 3°-20°C
Rumorosità / <i>Noise level</i>	36 dB
Illuminazione / <i>Lightening</i>	4000K luce dimmerabile uniforme antiabbagliante / <i>uniform dimmable anti-glare light</i>
Apertura porta / <i>Door Opening</i>	Push&Pull ammortizzato / <i>with soft close</i>

DW 41 2THK Black

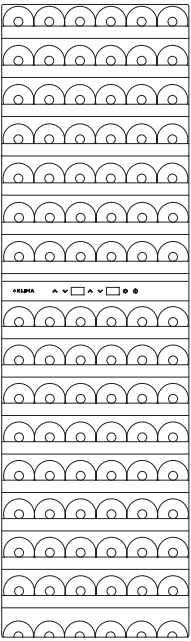


Dimensioni Esterne (LxPxH) / <i>External Dimensions (WxDxH)</i>	595 x 575 x 891,5
Tipo di installazione / <i>Type of Installation</i>	Incasso / <i>Built-in</i>
Bottiglie / <i>Bottles</i>	41
Zone di temperatura / <i>Temperature Zones</i>	2
Temperatura / <i>Temperature Range</i>	3°-20°C / 3°-20°C
Rumorosità / <i>Noise level</i>	37 dB
Illuminazione / <i>Lightening</i>	4000K luce dimmerabile uniforme antiabbagliante / <i>uniform dimmable anti-glare light</i>
Apertura porta / <i>Door Opening</i>	Push&Pull ammortizzato / <i>with soft close</i>

DW 60 2THK Black

	Dimensioni Esterne (LxPxH) / <i>External Dimensions (WxDxH)</i>	595 x 575 x 1238
	Tipo di installazione / <i>Type of Installation</i>	Incasso / <i>Built-in</i>
	Bottiglie / <i>Bottles</i>	60
	Zone di temperatura / <i>Temperature Zones</i>	2
	Temperatura / <i>Temperature Range</i>	3°-20°C / 3°-20°C
	Rumorosità / <i>Noise level</i>	36 dB
	Illuminazione / <i>Lightening</i>	4000K luce dimmerabile uniforme antiabbagliante / <i>uniform dimmable anti-glare light</i>
	Apertura porta / <i>Door Opening</i>	Push&Pull ammortizzato / <i>with soft close</i>

DW 96 2THK Black

	Dimensioni Esterne (LxPxH) / <i>External Dimensions (WxDxH)</i>	595 x 575 x 1789,5
	Tipo di installazione / <i>Type of Installation</i>	Incasso / <i>Built-in</i>
	Bottiglie / <i>Bottles</i>	96
	Zone di temperatura / <i>Temperature Zones</i>	2
	Temperatura / <i>Temperature Range</i>	3°-20°C / 3°-20°C
	Rumorosità / <i>Noise level</i>	38 dB
	Illuminazione / <i>Lightening</i>	4000K luce dimmerabile uniforme antiabbagliante / <i>uniform dimmable anti-glare light</i>
	Apertura porta / <i>Door Opening</i>	Push&Pull ammortizzato / <i>with soft close</i>



Via della Tecnica
e dell'Innovazione n. 7/9/11
70015 Noci (BA)
T. +39 080 497 1444
info@klimaitalia.it
www.klimaitalia.it

